


BCM 705

► **Broadcast Line**



www.neumann.com



NEUMANN.BERLIN

▶▶ THE MICROPHONE COMPANY



* The design of the microphone is a registered design of the Georg Neumann GmbH in certain countries.

Emotion conveyed with technical perfection. This is the ideal which the Neumann microphones in the Broadcast Line have been designed to fulfill. The fine-tuning to the requirements of professional broadcast studios and the individual, functionally optimized design* ensure that these are microphones of character.

The BCM 705 is Neumann's first dynamic microphone. The housing and headgrille are identical to those of the BCM 104; only the green logo indicates that this is something new from Neumann. The principle of reduction to the essentials can be seen in the dynamic capsule with a hypercardioid directional characteristic, specifically designed for speech reproduction at close range. Multi-level isolation from structure-borne noise ensures operation free of interference, even in a lively studio environment.




Mechanical Features

The microphone headgrille twists off easily for quick cleaning. Neumann offers optional, color-coded headgrilles so that, for reasons of hygiene, each announcer can use his or her individual headgrille. In front of the capsule, mounted on a frame holder, a fine gauze serves as a built-in pop-screen.

The microphones of the Broadcast Line have an elastic mount against structure-borne noise, that is compatible with standard broadcast-segment microphone arms.

Acoustic Features

The frequency response has a light treble boost, in the region from 2 kHz to 9 kHz, aiding the speech intelligibility. The bass frequency response is designed to compensate for the overemphasis of the bass caused by the proximity effect.



The integrated Pop Screen

A pop screen not only prevents the occurrence of plosive pop noises in vocal recordings, but also efficiently prevents unwanted particles, from respiratory moisture, nicotine, to food remnants, from settling on the diaphragm.

The pop screen can be removed for cleaning without the use of tools.



Mounting

The preferred mode of operation is to suspend the microphones in the Broadcast Line from a standard studio boom arm. A thread adapter to fit different connector threads is included. In order to provide protection from structure-borne noise, both the capsule and the microphone in its mount are elastically suspended.

The optional SG 5 swivel mount allows additional angling of the microphone by ± 90 degrees.



Delivery Range

BCM 705 Microphone

Catalog No.

BCM 705 ni 08507

Selection of Accessories

Headgrille, BCK ni 08520
(incl. assortment of colored rings)

Swivel Mount, SG 5 08529

Popscreen, PS 15 blk 08472

Popscreen, PS 20 a blk 08488

Windscreen, WS 47 blk 06826

Microphone cable, IC 3 mt blk 06543

A complete survey and detailed descriptions of all accessories are contained in the accessories catalog

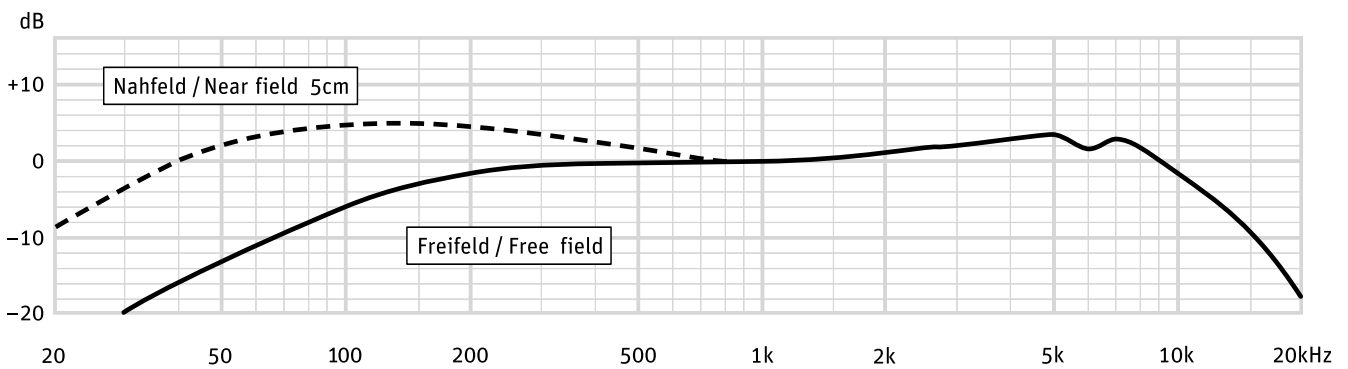
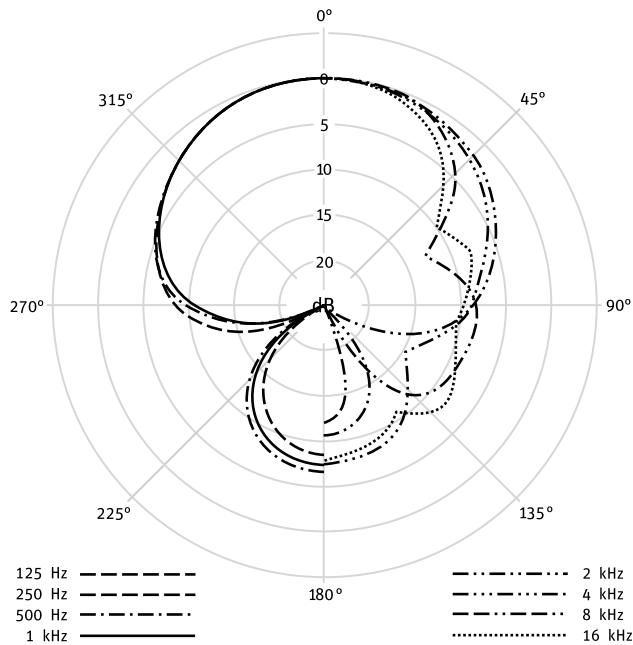
Meaning of color codes:

blk = black,

ni = nickel

Features

- Dynamic capsule
- Hypercardioid directional characteristic
- Characteristic, functionally optimized design
- Integrated, neutral pop protection
- Integrated elastic suspension
- Individual headgrilles for different users
- Colored rings to identify the replacement headgrilles
- Easy removal and cleaning of microphone headgrille (with bayonet mount)
- Mechanical compatibility with standard studio boom arms
- Multi-level isolation from structure-borne noise
- No power supply required



measured in free-field conditions (IEC 60268-4) into 10 kohms rated load impedance, tolerance ± 2 dB

Technical Data

Acoustical operating principle Pressure gradient transducer
 Directional pattern Hypercardioid
 Frequency range 20 Hz...20 kHz
 Sensitivity at 1 kHz into 10 kohm 1.7 mV/Pa
 Rated impedance 200 ohms
 Rated load impedance 1 kohms
 Signal-to-noise ratio, CCIR¹⁾ (rel. 94 dB SPL) 62 dB

Signal-to-noise ratio, A-weighted¹⁾ (rel. 94 dB SPL) 76 dB
 Equivalent noise level, CCIR¹⁾ 32 dB
 Equivalent noise level, A-weighted¹⁾ 18 dB-A
 Weight 500 g
 Diameter 64 mm
 Length 85 mm
 Height (without suspension) 110 mm

¹⁾ according to IEC 60268-1; CCIR-weighting according to CCIR 468-3, quasi peak; A-weighting according to IEC 61672-1, RMS