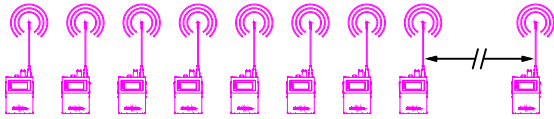


MOBILE COMPONENT (MC)

Multiple MOBILE COMPONENTS can receive the same IEM/IFB signal



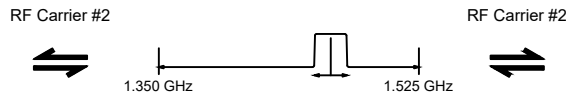
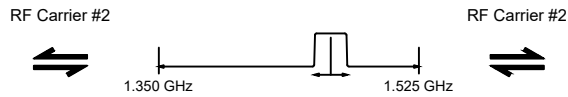
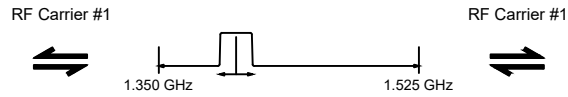
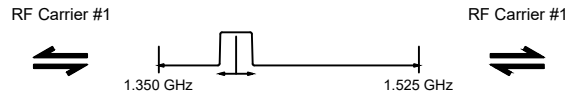
Up to 128 Mobile Components can be paired on RF Carrier #1



Up to 128 Mobile Components can be paired on RF Carrier #2

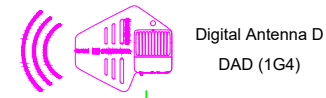
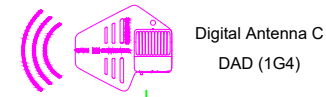
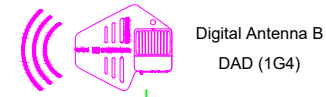
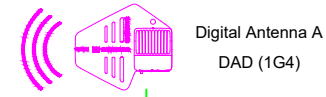
RF CARRIER (RFC)

Optimized for:
 Double Channel Capacity
 Range Extension & Multi-Zones
 Licensed Spectrum in 1G4



DIGITAL ANTENNA DIRECTIONAL (DAD)

1, 2, 3 or 4 DADs per Base Station
 2x DAD (1G4) on RF CARRIER #1
 2x DAD (1G4) on RF CARRIER #2



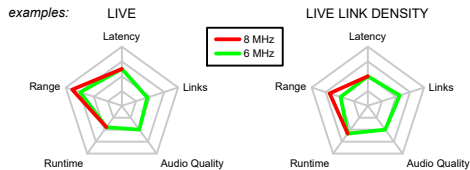

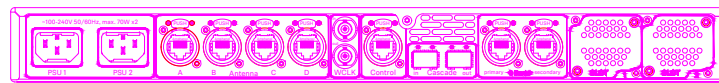
Technical Application Engineering (TAE) System Drawings	
Drawing name SPECTERA Systems: N° 7	Rev. 1.0
Description 2x RFC, 2x DAD (1G4) per RFC	

<h3>Mobile Components</h3> <ul style="list-style-type: none"> ● SEK (UHF): 470 - 698 MHz ● SEK (1G4): 1.350 - 1.525 GHz <p>MICs and IEMs at the same time on any SEKs</p> <p>Audio Input: 3-pin audio socket, Mic & Instr.</p> <p>Audio Output: 3.5 mm stereo jack</p> <p>RF Power Output: Up to 50 mW</p> <p>Power supply: Single BA 70 battery pack</p> <p>Operating time: depending on selected Audio Link Mode</p>
--

<h3>Antenna, RF Carrier & Cables</h3> <ul style="list-style-type: none"> ● DAD (UHF): 470 - 698 MHz ● DAD (1G4): 1.350 - 1.525 GHz <p>Both models can coexist on a Base Station</p> <p>Modes: - Single RF Carrier, 6 or 8 MHz - Frequency Scan, Full Band</p> <p>Pairing Capacity: 128 Mobile Components per RF Carrier</p> <p>RF Power Output : Up to 100 mW</p> <p>Network: Proprietary, Layer 1, Home runs</p> <p>Power Input: POE (from Base Station)</p> <p>Connector: RJ45, etherCON compatible</p> <p>Cable: CAT 5e UTP / STP or better</p> <p>Optical: with layer 1 media converters</p>

<h3>Base Station & Audio Interfaces</h3> <ul style="list-style-type: none"> ● INPUT Capacity (IEM/IFB) Up to 32 Audio Links (16 stereo) can be assigned ● OUTPUT Capacity (MIC or Instrument) Up to 32 Audio Links can be assigned ● SAMPLE RATE 48 or 96 kHz with SRC for each interface Dante®, Primary & Secondary or Shared <p>Optional slots: 2 for MADI, BNC and Optical</p> <p>Digital Antenna Ports: 4 on Base Station</p> <p>RF Carrier: Up to 2 per Base Station</p>

SPECTERA BASE STATION



Audio Link Modes:

- Up to 11 different modes for MICs and IEMs currently
- Independent for each Link
- Impacting the RF Channel Capacity

Clocking options:

- Individually selectable for each audio interface
- The Dante® Audio Network is set with Dante® Controller software

	MADI 1 Output	MADI 2 Output	Word clock BNC Output
Leader 48 kHz	✓	✓	✓
Leader 96 kHz	✓	✓	✓
Follow MADI 1 Input	✓	✓	✓
Follow MADI 2 Input	✓	✓	✓
Follow Word clock BNC Input	✓	✓	✓
Follow Audio Network (Dante®)	✓	✓	✓

→ Please contact your local Sennheiser representative for SPECTERA availability in your market